



TJERNLUND PRODUCTS, INC.

1601 Ninth Street • White Bear Lake, MN 55110-6794
PHONE (800) 255-4208 • (651) 426-2993 • FAX (651) 426-9547
Visit our web site • www.tjernlund.com

P-Series Plastic High Pressure In-Line Duct Booster® Fans

**READ OWNERS INSTRUCTIONS
CAREFULLY PRIOR TO
INSTALLATION. DO NOT DESTROY.**



Models

P-4

P-6

P-8

WARNING

Do not connect power supply until the fan is completely installed. Disconnect power to fan prior to service or maintenance.

1. This unit has rotating parts. Safety precautions should be exercised during installation, operation and maintenance.
2. **Do not** use these fans in hazardous environments where the fan's electrical system could provide ignition to combustible or flammable materials.
3. Turn centrifugal impeller by hand to make sure it rotates freely. If the impeller does not rotate freely contact Tjernlund's customer service department at 800-255-4208.
4. Ducted fans used for exhaust applications must always be vented to the outdoors.
5. **CAUTION:** "For General Ventilation Use Only. **Do Not** Use To Exhaust Hazardous Or Explosive Materials And Vapors."
6. Rated for air stream temperatures up to 140° F (60° C).

IMPORTANT: All wiring must be in accordance with the National Electrical Code. Verify supply voltage and power consumption of fan are suitable for circuit fan will be added to.

GUARDS OR DUCTING ON INLET/OUTLET OF FAN MUST BE INSTALLED WHEN THE FAN IS WITHIN REACH OF PERSONNEL OR WITHIN SEVEN (7) FEET OF WORKING LEVEL OR WHEN DEEMED ADVISABLE FOR SAFETY.

SPECIFICATIONS

Model	Volts	Watts	Amps	Free Air CFM (0" w.c.)
P-4	120	95	0.8	200
P-6	120	178	1.5	530
P-8	120	250	2.1	670

TJERNLUND LIMITED 1 YEAR WARRANTY

Tjernlund Products, Inc. warrants to the original purchaser of this product that the product will be free from defects due to faulty material or workmanship for a period of (1) year from the date of original purchase or delivery to the original purchaser, whichever is earlier. Remedies under this warranty are limited to repairing or replacing, at our option, any product which shall, within the above stated warranty period, be returned to Tjernlund Products, Inc. at the address listed below, postage prepaid. THERE ARE NO WARRANTIES WHICH EXTEND BEYOND THE DESCRIPTION ON THE FACE HEREOF, AND TJERNLUND PRODUCTS, INC. EXPRESSLY DISCLAIMS LIABILITY FOR INCIDENTAL OR CONSEQUENTIAL DAMAGES ARISING FROM THE USE OF THIS PRODUCT. THIS WARRANTY IS IN LIEU OF ALL OTHER EXPRESS WARRANTIES AND NO AGENT IS AUTHORIZED TO ASSUME FOR US ANY LIABILITY ADDITIONAL TO THOSE SET FORTH IN THIS LIMITED WARRANTY. IMPLIED WARRANTIES ARE LIMITED TO THE STATED DURATION OF THIS LIMITED WARRANTY. Some states do not allow limitation on how long an implied warranty lasts, so that limitation may not apply to you. In addition, some states do not allow the exclusion or limitation of incidental or consequential damages, so that above limitation or exclusion may not apply to you. This warranty gives you specific legal rights and you may also have other rights which may vary from state to state. Send all inquiries regarding warranty work to Tjernlund Products, Inc. 1601 9th Street, White Bear Lake, MN 55110-6794. Phone (651) 426-2993 • (800) 255-4208 • Fax (651) 426-9547 • Email fanmail@tjfans.com.

INSTALLATION INSTRUCTIONS

NOTE: Electrical cord is 8 feet.

1. Cut and adhere foam gasket on inlet and outlet collars of fan, (See Diagram A).
2. Make sure fan is mounted with air flow direction arrow pointing in the right direction. The air flow exits opposite motor side, (See Diagram B).
3. Fasten mounting bracket against a solid surface with proper orientation and air flow direction in mind, (See Diagram C).

DIAGRAM A



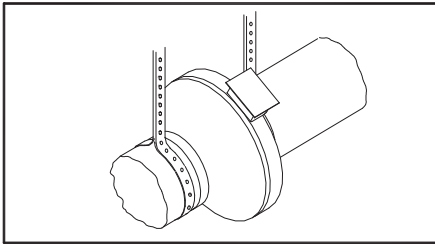
DIAGRAM B



DIAGRAM C

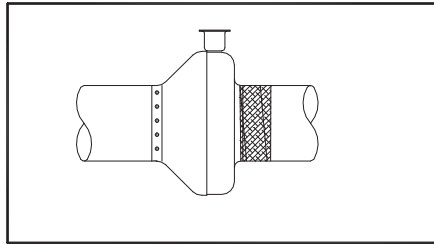


Mounting with Perforated Strap



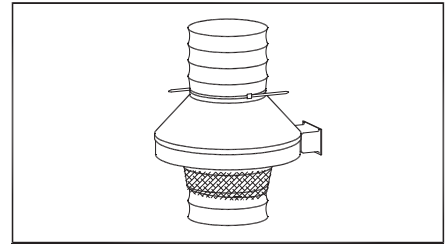
Encircle with Perforated Plumber's Strap and Secure Tightly

Connection with Rigid Duct



Use Sheet Metal Screws (1" Max) and Over-Wrap with Duct Tape

Connection with Flex Duct

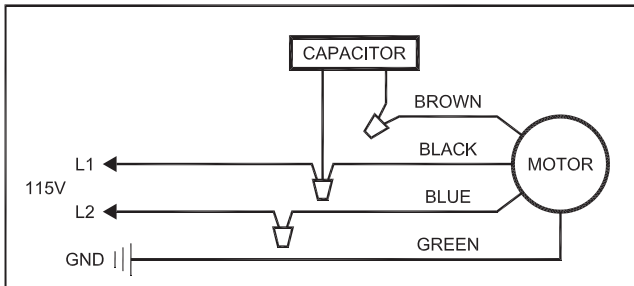


Use Nylon Ties and Over-Wrap with Duct Tape

WIRING DIAGRAM

INTERNAL WIRING

If it is necessary to hard-wire fan, remove power cord and follow diagram below. **IMPORTANT:** All wiring must be in accordance with the National Electrical Code. Verify supply voltage and power consumption of fan are suitable for circuit fan is wired to.



MODEL SCP SPEED CONTROL

The optional SCP Speed Control is a convenient and easy way to vary the speed of the P-Series fans. The SCP is factory calibrated for use with Tjernlund's M & P series high pressure fans. Plug fan into speed control and plug speed control into 115 VAC outlet.



(OPTIONAL PS1503 DUCT AIRSTAT SWITCH)

The Tjernlund PS1503 Duct Airstat is used to automatically activate Duct Booster® fans by sensing positive pressure in a forced air heating and/or cooling system. The single pole, single throw, snap-acting switch is activated by a diaphragm with a factory installed sampling probe inserted directly into the duct or plenum.

